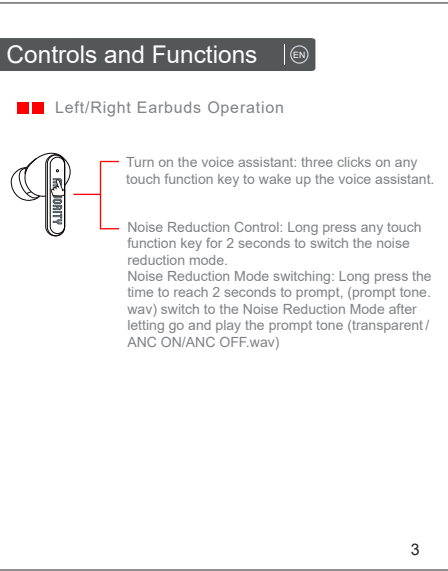
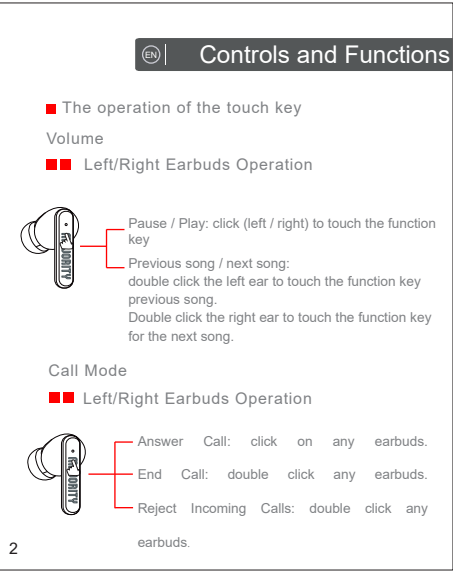
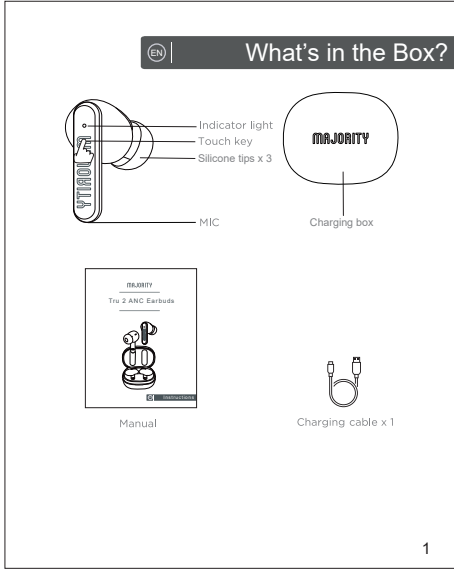


Contents

What's in the Box? .....	1
Controls and Functions .....	2
Mode Indicator Lights .....	4
Bluetooth Operation .....	5
Troubleshooting .....	6
Specifications.....	7
Support.....	8
Warranty .....	8
Safety Information.....	9



Mode Indicator Lights

Earbuds	Put the earbuds in the charging box and the earbuds will charge automatically	Pairing status: The white light in the right ear flashes once in 0.5 seconds, and the light in the left ear goes out.Connected light off. State of charge: During charging, the white light stays on and the full light goes out. Low power state:The white light flashes twice every 20 seconds.
Charging case	To charge the case use a type-c cable and 5v adapter	Charging: White light flashes. Charging completed: The white light is always on. The charging box charges the earbuds: The power is 10% ~ 100%: the white light is on for 4 seconds and is off The power is 10% ~1%: The white light flashes for 1 second and then goes out after 4 seconds.

4

